

EFR32BG24L Wireless Gecko SoC Family

Data Short



The EFR32BG24L Wireless SoCs are ideal for wireless connectivity using Bluetooth Low Energy and Bluetooth mesh.

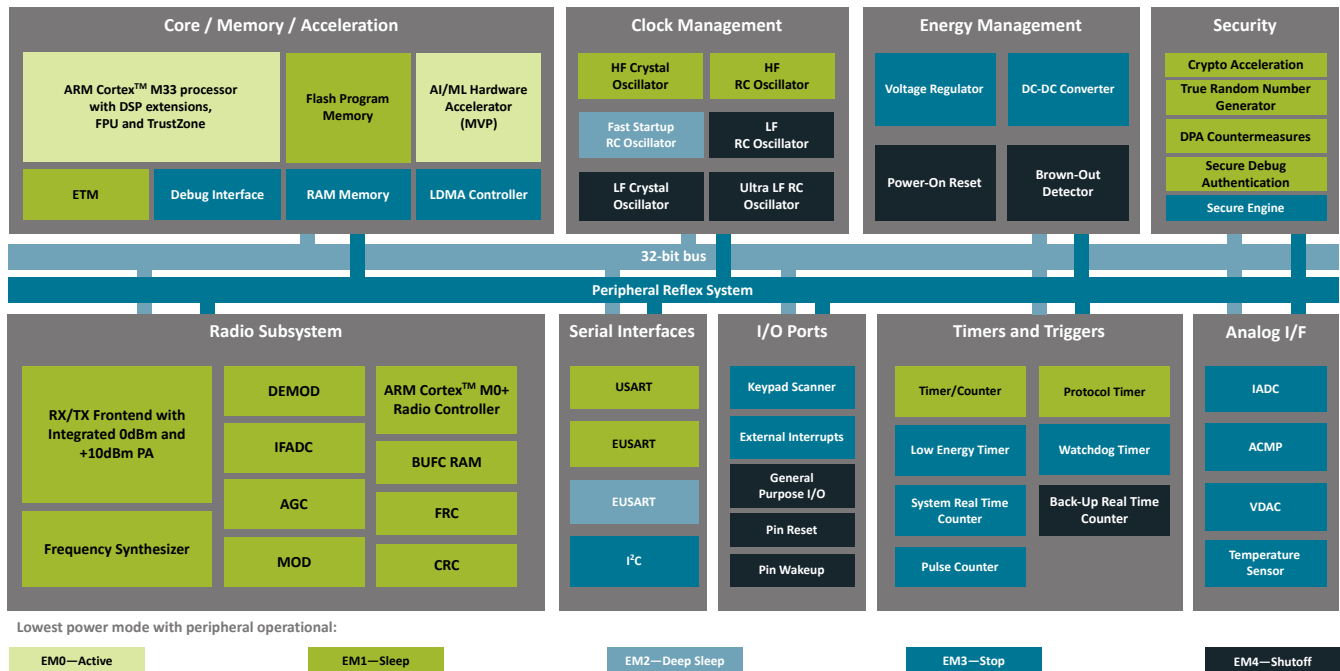
With key features like high performance 2.4 GHz RF, low current consumption, an AI/ML hardware accelerator and Secure Vault, IoT device makers can create smart, robust, and energy-efficient products that are secure from remote and local cyber-attacks. A Cortex®-M33 running up to 78 MHz and up to 768 kB of flash and 96 kB of RAM provides resources for demanding applications while leaving room for future growth.

Target applications include:

- Smart Home - Gateways and hubs, sensors, switches, door locks, smart plugs
- Lighting - LED bulbs, luminaires
- Portable Medical Devices - Blood glucose meters, pulse oximeters
- AI/ML - Predictive maintenance, anomaly detection

KEY FEATURES

- 32-bit ARM® Cortex®-M33 core with 78 MHz maximum operating frequency
- Up to 768 kB of flash and 96 kB of RAM
- High performance radio with up to +10 dBm output power
- Energy efficient design with low active and sleep currents
- Secure Vault™
- AI/ML Hardware Accelerator
- Channel sounding



1. Feature List

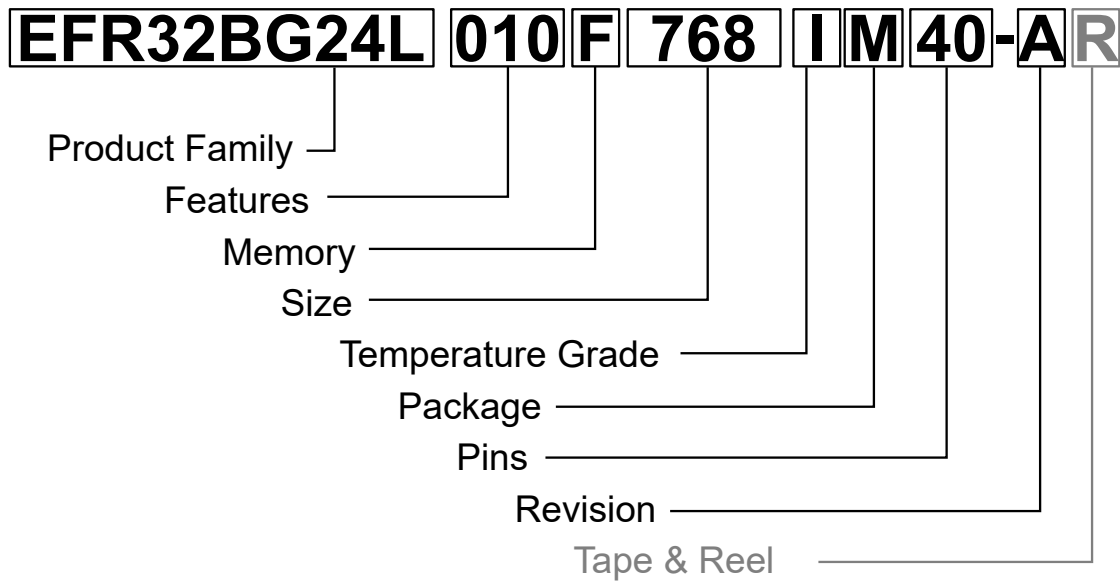
The EFR32BG24L highlighted features are listed below.

- **Low Power Wireless System-on-Chip**
 - High Performance 32-bit 78 MHz ARM Cortex[®]-M33 with DSP instruction and floating-point unit for efficient signal processing
 - Up to 768 kB flash program memory
 - Up to 96 kB RAM data memory
 - 2.4 GHz radio operation
 - Matrix Vector Processor for AI/ML acceleration
- **Radio Performance**
 - -105.7 dBm sensitivity @ 125 kbps GFSK
 - -97.6 dBm sensitivity @ 1 Mbps GFSK
 - -94.8 dBm sensitivity @ 2 Mbps GFSK
 - TX power up to 10 dBm
- **Low System Energy Consumption**
 - 4.4 mA RX current (1 Mbps GFSK)
 - 5 mA TX current @ 0 dBm output power
 - 19.1 mA TX current @ 10 dBm output power
 - 33.4 μ A/MHz in Active Mode (EM0) at 39.0 MHz
 - 1.3 μ A EM2 DeepSleep current (16 kB RAM retention and RTC running from LFRCO)
- **Supported Modulation Format**
 - 2 (G)FSK with fully configurable shaping
 - OQPSK DSSS
 - (G)MSK
- **Protocol Support**
 - Bluetooth Low Energy
 - Bluetooth Mesh
 - Proprietary 2.4 GHz
 - Direction finding using Angle-of-Arrival (AoA) and Angle-of-Departure (AoD)
 - Channel sounding
 - 40 MHz crystal required
 - Maximum TX power for Channel Sounding is 10 dBm for all part numbers
- **Secure Vault**
 - Hardware Cryptographic Acceleration for AES128/192/256, ChaCha20-Poly1305, SHA-1, SHA-2/256/384/512, ECDSA +ECDH(P-192, P-256, P-384, P-521), Ed25519 and Curve25519, J-PAKE, PBKDF2
 - True Random Number Generator (TRNG)
 - ARM[®] TrustZone[®]
 - Secure Boot (Root of Trust Secure Loader)
 - Secure Debug Unlock
 - DPA Countermeasures
 - Secure Attestation
- **Wide Selection of MCU Peripherals**
 - Analog to Digital Converter (IADC)
 - 12-bit @ 1 Msps
 - 16-bit @ 76.9 kbps
 - 2 \times Analog Comparator (ACMP)
 - 2 \times Digital to Analog Converter (VDAC)
 - Up to 26 General Purpose I/O pins with output state retention and asynchronous interrupts
 - 8 Channel DMA Controller (LDMA)
 - 16 Asynchronous Channel, 4 Synchronous Channel Peripheral Reflex System (PRS)
 - 3 \times 16-bit Timer/Counter with 3 Compare/Capture/PWM channels (TIMER2/3/4)
 - 2 \times 32-bit Timer/Counter with 3 Compare/Capture/PWM channels (TIMER0/1)
 - 2 \times 32-bit Real Time Counter (SYSRTC/BURTC)
 - 24-bit Low Energy Timer for waveform generation (LETIMER)
 - 16-bit Pulse Counter with asynchronous operation (PCNT)
 - 2 \times Watchdog Timer (WDOG)
 - 1 \times Universal Synchronous/Asynchronous Receiver/Transmitter (USART), supporting UART/SPI/SmartCard (ISO 7816)/IrDA/I²S
 - 2 \times Enhanced Universal Synchronous/Asynchronous Receiver/Transmitter (EUSART) supporting UART/SPI/DALI/IrDA
 - 2 \times I²C interface with SMBus support
 - Low-Frequency RC Oscillator with precision mode to replace 32 kHz sleep crystal (LFRCO)
 - Keypad scanner supporting up to 6x8 matrix (KEYSCAN)
 - Die temperature sensor with +/-1.5 $^{\circ}$ C accuracy after single-point calibration
- **Wide Operating Range**
 - 1.71 to 3.8 V single power supply
 - -40 to 125 $^{\circ}$ C
- **Packages**
 - **QFN40** 5 \times 5 \times 0.85 mm

2. Ordering Information

Table 2.1. Ordering Information

Ordering Code	Max TX Power	Flash (kB)	RAM (kB)	Secure Vault	Multi-vector Processor	GPIO	Package / Pinout
EFR32BG24L010F768IM40-B	10 dBm	768	96	Mid	No	26	QFN40 / Standard
EFR32BG24L210F768IM40-B	10 dBm	768	96	Mid	Yes	26	QFN40 / Standard



Field	Options
Product Family	<ul style="list-style-type: none"> • EFR32BG24L: Blue Gecko 24L Family
Features [f1][f2][f3]	<ul style="list-style-type: none"> • f1 <ul style="list-style-type: none"> • 0: No feature enabled • 1: IADC High-Speed / High-Accuracy Available • 2: Matrix Vector Processor (MVP) Available • 3: IADC High-Speed / High-Accuracy and Matrix Vector Processor (MVP) Available • f2 <ul style="list-style-type: none"> • 1: 10 dBm PA Transmit Power • f3 <ul style="list-style-type: none"> • 0: No feature enabled • 1: High Quality HFCLKOUT Pin Available
Memory	<ul style="list-style-type: none"> • F: Flash
Size	<ul style="list-style-type: none"> • Memory Size in kBytes
Temperature Grade	<ul style="list-style-type: none"> • G: -40 to +85 °C • I: -40 to +125 °C
Package	<ul style="list-style-type: none"> • M: QFN
Pins	<ul style="list-style-type: none"> • Number of Package Pins
Revision	<ul style="list-style-type: none"> • A: Revision A
Tape & Reel	<ul style="list-style-type: none"> • R: Tape & Reel (optional)

Figure 2.1. Ordering Code Key

Simplicity Studio


One-click access to MCU and wireless tools, documentation, software, source code libraries & more. Available for Windows, Mac and Linux!



IoT Portfolio
www.silabs.com/IoT



SW/HW
www.silabs.com/simplicity



Quality
www.silabs.com/quality



Support & Community
www.silabs.com/community

Disclaimer

Silicon Labs intends to provide customers with the latest, accurate, and in-depth documentation of all peripherals and modules available for system and software implementers using or intending to use the Silicon Labs products. Characterization data, available modules and peripherals, memory sizes and memory addresses refer to each specific device, and "Typical" parameters provided can and do vary in different applications. Application examples described herein are for illustrative purposes only. Silicon Labs reserves the right to make changes without further notice to the product information, specifications, and descriptions herein, and does not give warranties as to the accuracy or completeness of the included information. Without prior notification, Silicon Labs may update product firmware during the manufacturing process for security or reliability reasons. Such changes will not alter the specifications or the performance of the product. Silicon Labs shall have no liability for the consequences of use of the information supplied in this document. This document does not imply or expressly grant any license to design or fabricate any integrated circuits. The products are not designed or authorized to be used within any FDA Class III devices, applications for which FDA premarket approval is required or Life Support Systems without the specific written consent of Silicon Labs. A "Life Support System" is any product or system intended to support or sustain life and/or health, which, if it fails, can be reasonably expected to result in significant personal injury or death. Silicon Labs products are not designed or authorized for military applications. Silicon Labs products shall under no circumstances be used in weapons of mass destruction including (but not limited to) nuclear, biological or chemical weapons, or missiles capable of delivering such weapons. Silicon Labs disclaims all express and implied warranties and shall not be responsible or liable for any injuries or damages related to use of a Silicon Labs product in such unauthorized applications.

Trademark Information

Silicon Laboratories Inc.[®], Silicon Laboratories[®], Silicon Labs[®], SiLabs[®] and the Silicon Labs logo[®], Bluegiga[®], Bluegiga Logo[®], EFM[®], EFM32[®], EFR, Ember[®], Energy Micro, Energy Micro logo and combinations thereof, "the world's most energy friendly microcontrollers", Redpine Signals[®], WiSeConnect, n-Link, EZLink[®], EZRadio[®], EZRadioPRO[®], Gecko[®], Gecko OS, Gecko OS Studio, Precision32[®], Simplicity Studio[®], Telegesis, the Telegesis Logo[®], USBXpress[®], Zentri, the Zentri logo and Zentri DMS, Z-Wave[®], and others are trademarks or registered trademarks of Silicon Labs. ARM, CORTEX, Cortex-M3 and THUMB are trademarks or registered trademarks of ARM Holdings. Keil is a registered trademark of ARM Limited. Wi-Fi is a registered trademark of the Wi-Fi Alliance. All other products or brand names mentioned herein are trademarks of their respective holders.



Silicon Laboratories Inc.
400 West Cesar Chavez
Austin, TX 78701
USA

www.silabs.com