

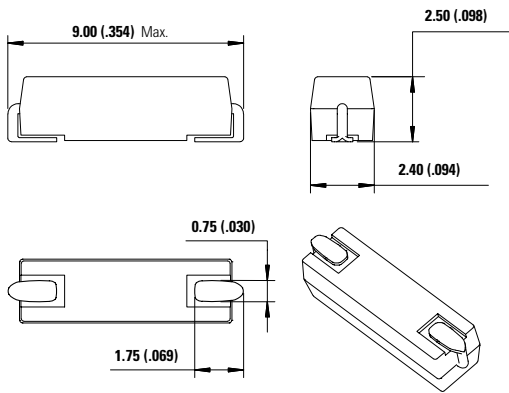
59177 Series

Ultra-miniature Overmolded Reed Switch

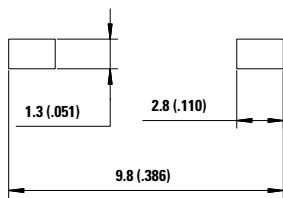


Dimensions in mm (inch)

Inward formed J-Shaped



Recommended Soldering Footprint, mm(inch)



Description

The 59177 is an ultra-miniature overmolded reed switch 9.0mm x 2.5mm x 2.4mm (0.354" x 0.098" x 0.094") body with smallest type footprint. It is capable of switching 170Vdc or 0.25A at up to 10W. Available in select sensitivity ranges.

Note: The part can function with any of the Littelfuse provided magnets or actuators

Features & Benefits

- Ultra-miniature size
- Available in select sensitivities (operating distances)
- Thermoset overmold material for added robustness
- Solder reflow compliant to IPC-A-610 standard
- Suitable for pick and place
- No standby power requirement
- Operates through non-ferrous materials such as wood, plastic or aluminum
- Hermetically sealed, magnetically operated contacts
- Tape and reel packaging
- ATEX certified for use in European explosive atmospheres: II 3 G Ex nC IIC Gc

Applications

- Security and access control
- Metering
- Battery powered consumer electronics & wearables
- Factory automation
- Process equipment
- Small appliances
- Proximity and limit sensing

Agency Approvals

Agency	Agency File Number
cULus	E61760
	E471070
Ex	DEMKO 14 ATEX 1393U
	II 3 G Ex nC IIC Gc

Note: Contact Littelfuse for specific agency approval ratings.

59177 Series

Ultra-miniature Overmolded Reed Switch

Electrical Ratings

Contact Type			Normally Open
Switch Type			1
Switch Type		VA/Watt - max.	10
Voltage ³	Switching ²	Vdc - max.	170
		Vac - max.	120
	Breakdown ⁴	Vdc - min.	175
Current ³	Switching ²	Adc - max.	0.25
		Aac - max.	0.18
	Carry	Adc - max.	0.50
Resistance	Contact, Initial	Ω - max.	0.22
	Insulation	Ω - min.	10 ¹²
Capacitance	Contact	pF - typ.	0.30
Temperature	Operating	°C	-40 to +125

Product Characteristics			
Operate Time ⁵		ms - max.	0.5
Release Time ⁵		ms - max.	0.2
Shock ⁶	11ms ½ sine	G - max.	100
Vibration ⁶	50-2000 Hz	G - max.	30

Notes:

- Contact rating - Product of the switching voltage and current should never exceed the wattage rating. Contact Littelfuse for additional load/life information.
- When switching inductive and/or capacitive loads, the effects of transient voltages and/or currents should be considered. Refer to Application Notes AN108A and AN107 for details.
- Electrical Load Life Expectancy - Contact Littelfuse with voltage, current values along with type of load.
- Breakdown Voltage - per MIL-STD-202, Method 301.
- Operate (including bounce)/Release Time - per EIA/NARM RS-421-A, diode suppressed coil (Coil II).
- Shock and Vibration - per EIA/NARM RS-421-A and MIL-STD-202.

Sensitivity Options (Using 57045 Actuator)

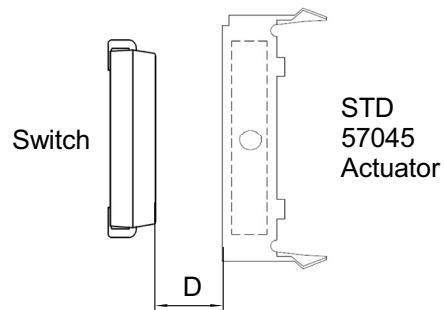
Select Option		S			T			U		
	Switch Type	Pull-In	Activate Distance (mm)	Deactivate Distance (mm)	Pull-In	Activate Distance (mm)	Deactivate Distance (mm)	Pull-In	Activate Distance (mm)	Deactivate Distance (mm)
		AT Range			AT Range			AT Range		
1	Normally Open	6-10	3.8-5.9	3.6-6.8	10-15	3.0-5.5	3.6-6.3	15-20	2.5-4.6	3.7-5.8

Note:

- Pull-In AT Range: These AT values are the before molding and modification AT of the 59177.
- The activation distance is average value post modification for the J type leads option Dv.

Termination Specification

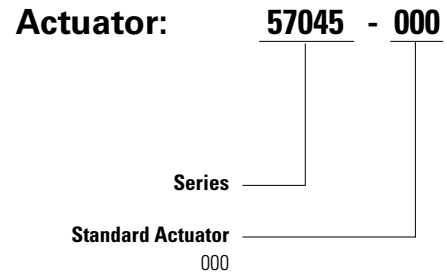
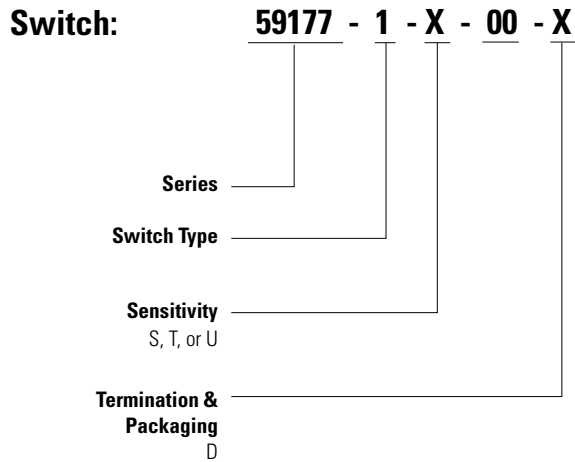
Termination Options	
Select Option	Description
D	J type leads, tape and reel



59177 Series

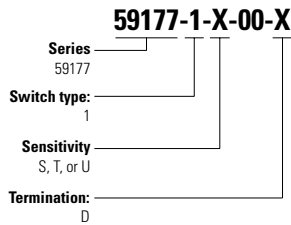
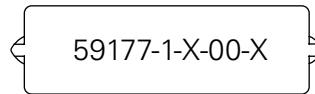
Ultra-miniature Overmolded Reed Switch

Part Numbering System



Note: The 57045 Actuator is sold separately.

Product Marking



Packaging

Packaging Option	Packaging Specification	Quantity	Termination and Packaging Code	Taping Width
Tape and Reel	EIA-RS-481-1	3000/reel	D	16mm (0.63")

Disclaimer Notice - Information furnished is believed to be accurate and reliable. However, users should independently evaluate the suitability of and test each product selected for their own applications. Littelfuse products are not designed for, and may not be used in, all applications. Read complete Disclaimer Notice at: www.littelfuse.com/disclaimer-electronics.